



iconnect

April 2021




What's New?

Find out about the changes that are
coming soon to iConnect



What's New?

- 2 • Framework Settings
- 3-5 • Assign Frameworks to Specific Sites 
- 6 • Bug Fixes



Did you know you can submit feedback straight from the app?

Just look for the '**Give Feedback**' button on the menu

Framework Settings

a new, improved process

Several performance and usability updates have been made to the 'Framework Settings' area.

This includes a visible button to Enable / Disable frameworks.



Enable

Disable

Just navigate to Settings in the main menu and you will be able to Enable or Disable each framework under 'Available Frameworks'.

Framework Name	Action
(ECAT) Every Child's A Talker	Enable
(SEND) Special Educational Needs and Disability	Enable
(CW) Curriculum for Wales	Enable
(WBW) SHANARRI	Enable
(ELHW) Early Level Health and Wellbeing - Next Steps in Learning	Enable
(SPB3) Pre-Birth to Three - Key Principles of Effective Practice	Enable
(PB3) Pre-Birth to 3	Enable

Assign Frameworks to Specific Sites



Due to popular demand, we've made it possible to assign each framework to specific sites!

Now, when you enable a framework you will also be able to choose which of your sites can access that framework.



Please note that on upgrade to 2.20, by default, all frameworks currently enabled will be assigned to all active sites.

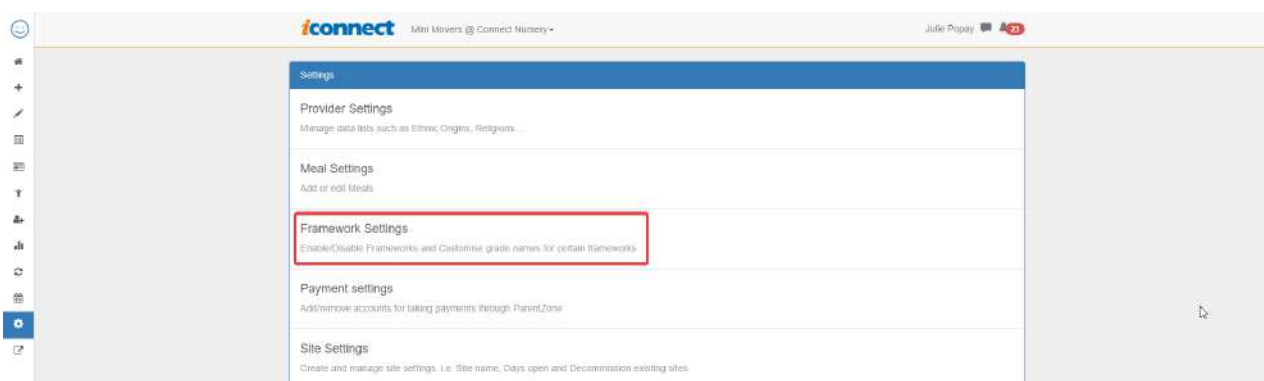
Early Years Foundation Stage

[Assign Sites](#)

Grading Text

Grading Colour

To assign/unassign* frameworks to specific sites, go to Settings from the main menu and then click on 'Framework Settings'.



Assign Frameworks to Specific Sites

To assign the framework to a site simply select the framework header displayed, based on the framework selected, you will now see the following options:

- Assign Sites
- Grading Text (if applicable)
- Grading Colour (if applicable)



Characteristics of Effective Learning

Early Years Foundation Stage

Assign Sites

Grading Text

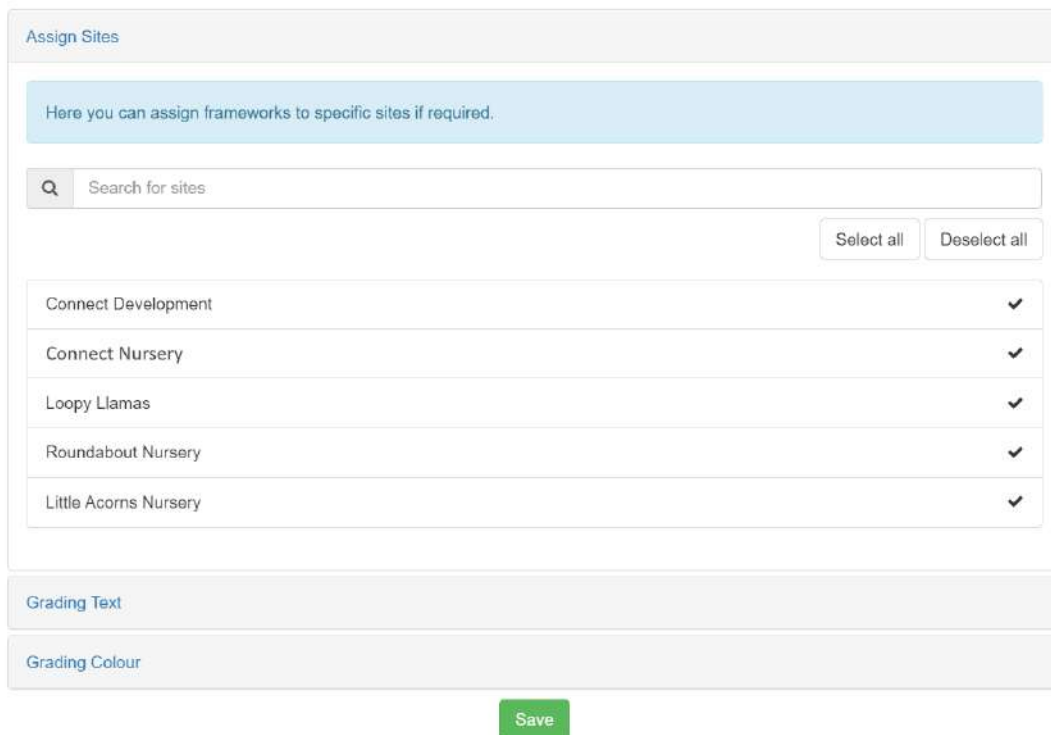
Grading Colour

Save

Please note: in order to access Framework Settings you will require permission to 'Edit Configuration' in iConnect.

Assign Frameworks to Specific Sites

When 'Assign Sites' is selected, you will see a **Search** field, **Select all** button, **Deselect all** button and a list of your active sites. To assign the framework to a site, simply select the site name and click 'Save'.



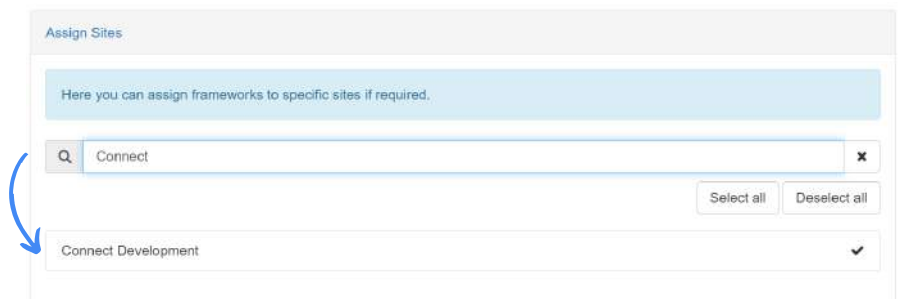
The screenshot shows the 'Assign Sites' interface. At the top, there is a light blue box with the text: 'Here you can assign frameworks to specific sites if required.' Below this is a search bar with a magnifying glass icon and the placeholder text 'Search for sites'. To the right of the search bar are two buttons: 'Select all' and 'Deselect all'. Below the search bar is a list of sites, each with a checkbox on the right:

Connect Development	<input checked="" type="checkbox"/>
Connect Nursery	<input checked="" type="checkbox"/>
Loopy Llamas	<input checked="" type="checkbox"/>
Roundabout Nursery	<input checked="" type="checkbox"/>
Little Acorns Nursery	<input checked="" type="checkbox"/>

Below the list are two sections: 'Grading Text' and 'Grading Colour'. At the bottom center is a green 'Save' button.

Pro tip!

If you have a large number of sites and a framework is only relevant to a few, deselect all sites and use the search facility to find the relevant sites and then select them to ensure they are ticked.



This screenshot shows the 'Assign Sites' interface with the search bar containing the text 'Connect'. A blue arrow points to the search bar. The search results show a single entry: 'Connect Development' with a checked checkbox. The 'Select all' and 'Deselect all' buttons are visible to the right of the search bar.

Bug Fixes



Development Tracking Overview

Resolved an issue that was causing an error when accessing the Development Tracking Overview.



Statement Count Report

An issue has been fixed which resulted in incorrect totals being displayed on the Statement Count Report.



iconnect



WWW.CONNECTCHILDCARE.COM



[@CONNECTCHILDCARE](https://www.facebook.com/CONNECTCHILDCARE)



[/COMPANY/CONNECT-CHILDCARE](https://www.linkedin.com/company/connect-childcare)



[@CONNECT_GROUP](https://twitter.com/CONNECT_GROUP)